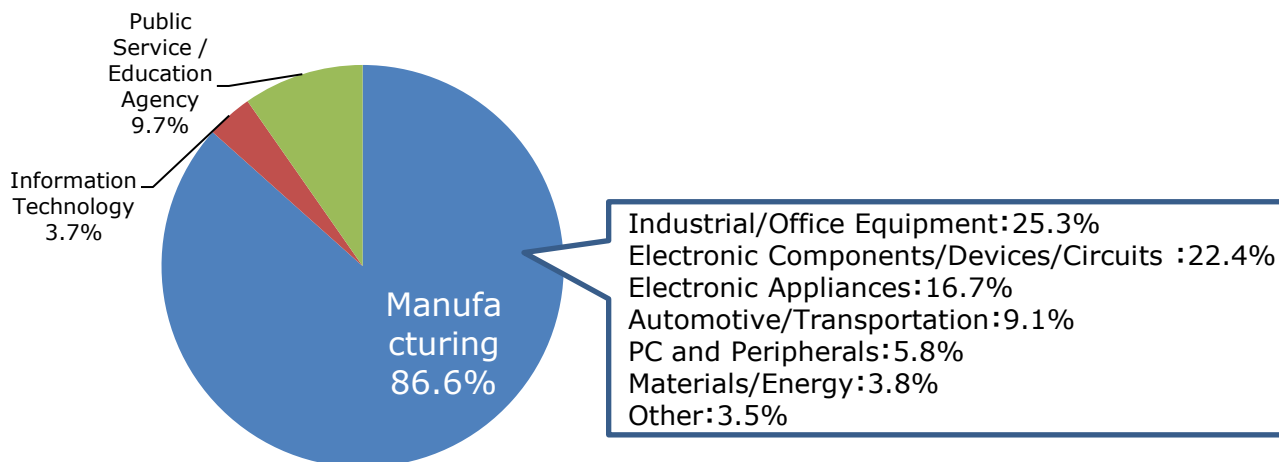


Subscriber Profile and Access Report

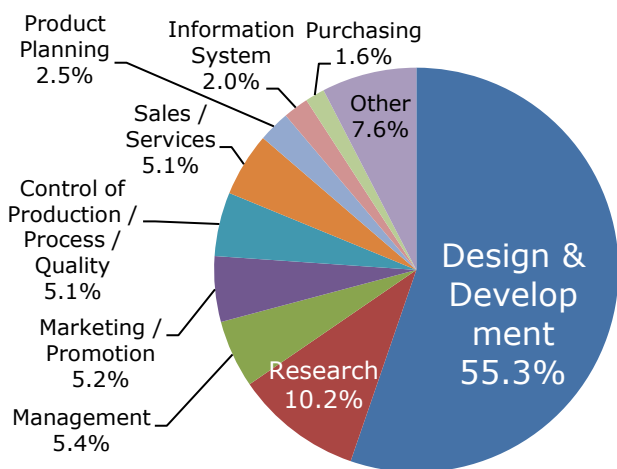
□ Subscriber Profile

※As of Nov. 2011

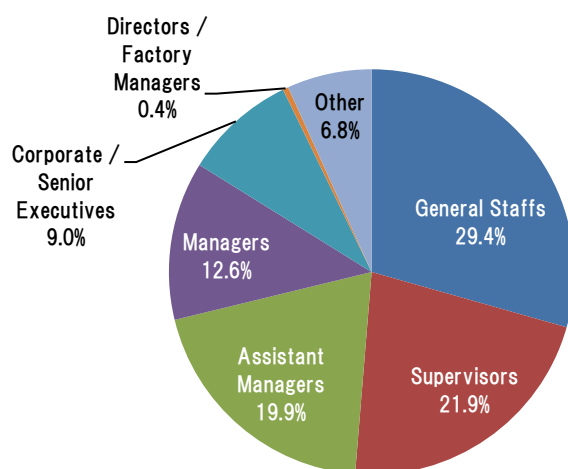
Industry



Business Type



Job Titles



□ Access Report (2011/09~)

※As of May 14, 2012

EE Times Japan x EDN Japan Digital Magazine	Pages	Visitors (Issue Month)	Page Views (Issue Month)	PV/UU (Issue Month)	Visitors (Total Sum)	Page Views (Total Sum)	PV/UU (Total Sum)	Print (Total Sum)
Apr. 2012	45	15,006	392,896	26.18	18,763	475,142	25.32	3,105
Mar. 2012	48	11,509	359,262	31.22	12,562	380,654	30.30	2,665
Feb. 2012	51	11,515	343,540	29.83	15,762	445,456	28.26	2,390
Jan. 2012	55	14,034	455,396	32.45	22,361	655,046	29.29	5,434
Dec. 2011	56	12,627	383,603	30.38	14,240	419,448	29.46	1,727
Nov. 2011	45	12,214	334,482	27.39	17,582	456,713	25.98	3,431
Oct. 2011	57	13,094	398,245	30.41	15,038	439,468	29.22	2,721
Sept. 2011	51	10,128	380,998	37.62	11,736	415,606	35.41	2,921
Average	51	12,516	381,053	26.80	16,006	460,942	29.16	3,049